

Signify Classified - Internal
Cooper Lighting Solutions Photometric Lab
1121 Highway 74 South
Peachtree City, GA 30269



Scaled data based on original data using
LM-79-08 Approved Method: Electrical and Photometric Measurements of Solid-
State Lighting Products

Test Report Prepared for
Cooper Lighting Solutions
(formerly Eaton)

Brand: STREETWORKS

Report Number: P867620

Luminaire Tested: **MEM2-HTN-SA-100-730-U-T3**

Issue Date: 08/21/2024



Test Information

Test Method: LM-79-08
Report Number: P867620
Test Lab: INNOVATION CENTER(G3)
Issue Date: 08/21/2024
Manufacturer: COOPER LIGHTING SOLUTIONS (FORMERLY EATON)
Product Line: STREETWORKS
Catalog Number: MEM2-HTN-SA-100-730-U-T3
Description: EPIC MODERN TALL HOUSING DISCRETE LED ARRAYS 100W 70CRI 3000K
FIXTURE w/ TYPE III DISTRIBUTION OPTIC
Light Source: (20) 3000K CCT, 70 CRI LEDS
Ballast/Driver: ELECTRONIC DRIVER

Summary

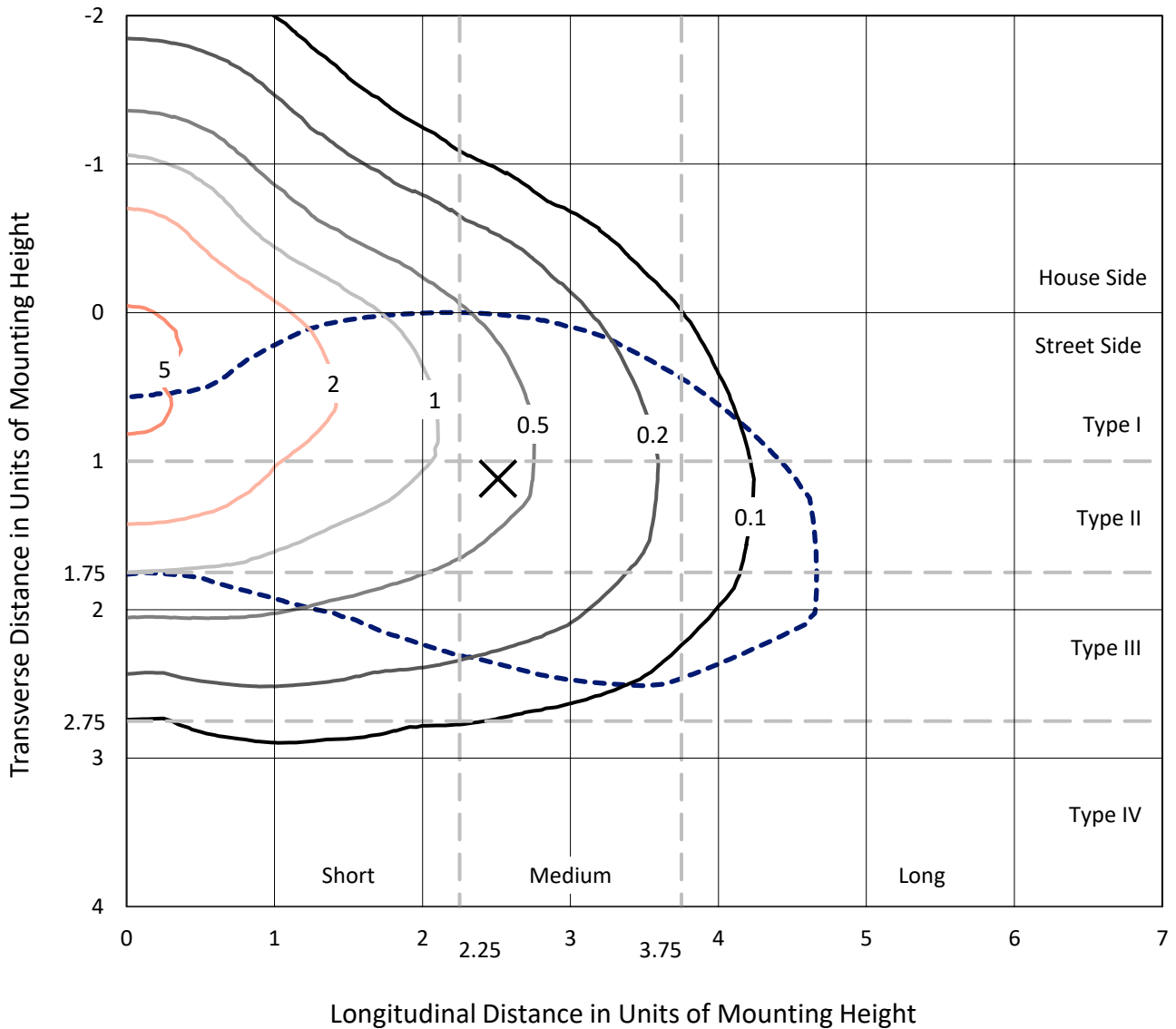
Lumens per Lamp: N/A
Luminaire Lumens: 12151.3 lumens
Efficiency: N/A
Efficacy: 135.0 lumens/watt
Luminous Opening: Rectangular (W 0.67' x L: 0.33' x H: 0')
IES Classification: Type III - Medium
BUG Rating: B2 - U0 - G2

Input Watts (W): 90
Input Voltage (V): 120
Input Current (A_{in}): NR
Voltage Rise (V): NR
Power Factor: 0.99
Total Harmonic Distortion (THDi): 6.20%
Frequency (hertz): 60
Stabilization Time: NR
Operation Time: NR
Ambient Temperature (°C): NR
Test Distance: 24 FT

REPORT NUMBER: P867620
 CATALOG NUMBER: MEM2-HTN-SA-100-730-U-T3

Iso-Footcandle Lines of Horizontal Illumination

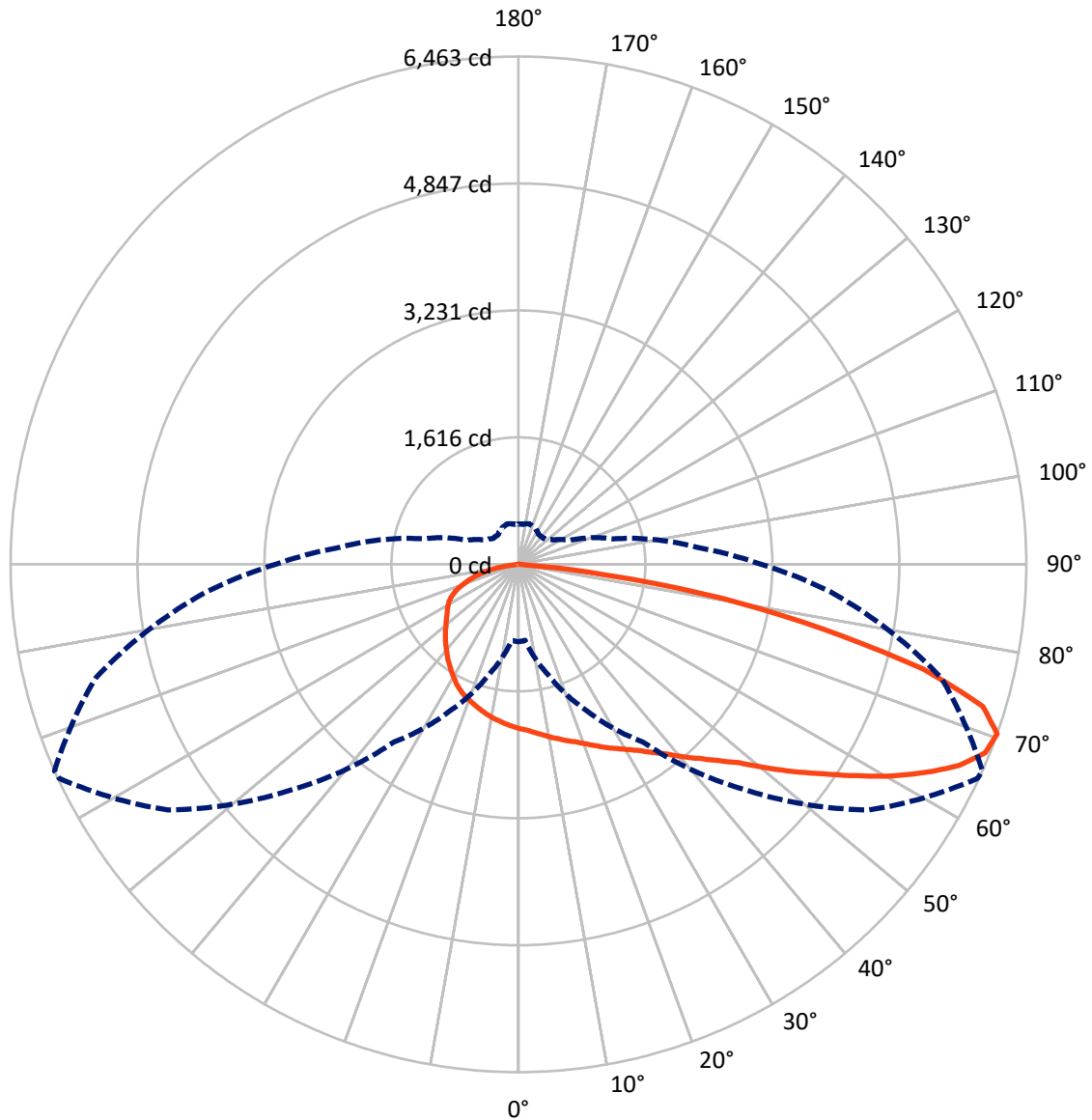
× Max cd
 - - - 1/2 Max cd



Based on 20 foot mounting height. Maximum calculated value = 5.6 fc
 Type III - Medium - N/A

REPORT NUMBER: P867620
CATALOG NUMBER: MEM2-HTN-SA-100-730-U-T3

Luminous Intensity Polar Plot



— Vertical Plane Through 66-Deg Lateral - - - Horizontal Cone Through 70-Deg Vertical

REPORT NUMBER: P867620
 CATALOG NUMBER: MEM2-HTN-SA-100-730-U-T3

FLUX DISTRIBUTION:

		Downward	Upward	Total
House Side	Lumens	3131.5	0.0	3131.5
	% Fixture	25.8	0.0	25.8
Street Side	Lumens	9019.8	0.0	9019.8
	% Fixture	74.2	0.0	74.2
Total	Lumens	12151.3	0.0	12151.3
	% Fixture	100.0	0.0	100.0

Coefficient of Utilization

ZONAL LUMENS:

Zone	Lumens	% Fixture
0°-10°	200.1	1.6
10°-20°	595.9	4.9
20°-30°	1001.0	8.2
30°-40°	1508.1	12.4
40°-50°	2047.4	16.8
50°-60°	2432.9	20.0
60°-70°	2482.9	20.4
70°-80°	1660.7	13.7
80°-90°	222.2	1.8
90°-100°	0.0	0.0
100°-110°	0.0	0.0
110°-120°	0.0	0.0
120°-130°	0.0	0.0
130°-140°	0.0	0.0
140°-150°	0.0	0.0
150°-160°	0.0	0.0
160°-170°	0.0	0.0
170°-180°	0.0	0.0
0°-90°	12151.3	100.0
0°-180°	12151.3	100.0



REPORT NUMBER: P867620

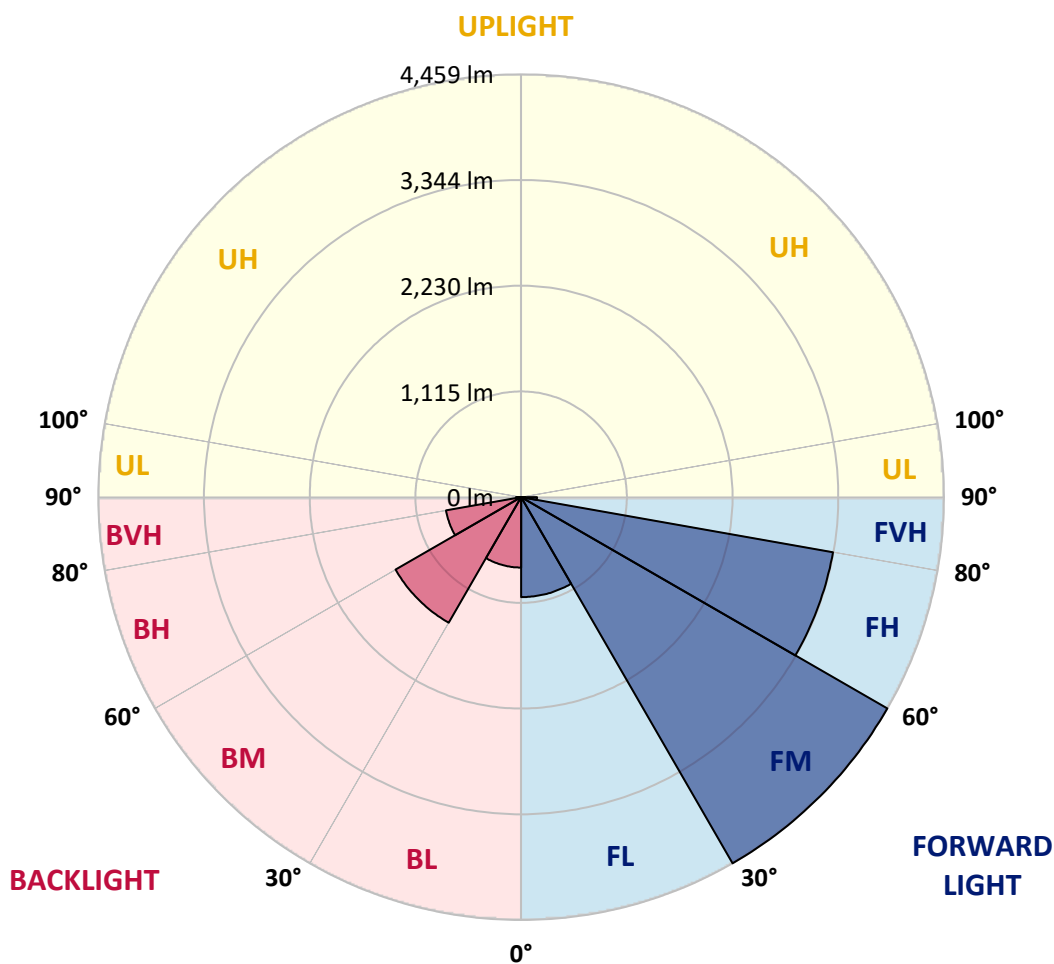
CATALOG NUMBER: MEM2-HTN-SA-100-730-U-T3

LUMINAIRE CLASSIFICATION SYSTEM LUMEN TABLE AND BUG RATING:

Zone	Lumens	% Fixture	Zone Rating/Lumen Limit		
			B	U	G
FL (0°-30°)	1054.5	8.7			
FM (30°-60°)	4459.3	36.7			
FH (60°-80°)	3339.6	27.5			G2/5000
FVH (80°-90°)	166.4	1.4			G2/225
BL (0°-30°)	742.5	6.1	B2/1000		
BM (30°-60°)	1529.1	12.6	B2/2500		
BH (60°-80°)	804.1	6.6	B2/1000		G2/1000
BVH (80°-90°)	55.8	0.5			G1/100
UL (90°-100°)	0.0	0.0		U0/0	
UH (100°-180°)	0.0	0.0		U0/0	

BUG Rating: B2-U0-G2

Type III Medium





REPORT NUMBER: P867620

CATALOG NUMBER: MEM2-HTN-SA-100-730-U-T3

CANDELA DISTRIBUTION (FULL):

	0°	5°	15°	25°	35°	45°	55°	65°	66°	75°	85°
0°	2090.7	2090.7	2090.7	2090.7	2090.7	2090.7	2090.7	2090.7	2090.7	2090.7	2090.7
2.5°	2165.5	2155.9	2148.6	2153.5	2139.0	2143.8	2126.9	2114.8	2112.4	2107.6	2102.8
5°	2233.1	2233.1	2221.1	2221.1	2204.2	2201.7	2177.6	2151.0	2151.0	2134.1	2114.8
7.5°	2305.5	2300.7	2286.2	2283.8	2264.5	2259.7	2233.1	2192.1	2189.7	2158.3	2129.3
10°	2356.2	2358.7	2349.0	2349.0	2334.5	2322.4	2283.8	2240.4	2235.5	2194.5	2148.6
12.5°	2394.9	2399.7	2397.3	2397.3	2385.2	2385.2	2341.8	2283.8	2279.0	2225.9	2160.7
15°	2435.9	2433.5	2440.7	2443.2	2438.3	2431.1	2399.7	2332.1	2329.7	2259.7	2177.6
17.5°	2472.1	2469.7	2472.1	2484.2	2486.6	2486.6	2455.2	2385.2	2375.6	2300.7	2192.1
20°	2493.9	2498.7	2508.3	2522.8	2530.1	2549.4	2522.8	2448.0	2438.3	2344.2	2223.5
22.5°	2575.9	2561.5	2568.7	2578.4	2588.0	2614.6	2590.4	2513.2	2505.9	2409.4	2259.7
25°	2716.0	2716.0	2699.1	2682.2	2670.1	2682.2	2662.8	2588.0	2583.2	2467.3	2300.7
27.5°	2959.8	2959.8	2923.6	2860.8	2781.1	2759.4	2744.9	2667.7	2653.2	2530.1	2327.3
30°	3268.8	3278.5	3213.3	3107.1	2959.8	2863.2	2827.0	2742.5	2735.3	2592.8	2368.3
32.5°	3599.6	3618.9	3570.6	3416.1	3174.7	2986.3	2928.4	2841.5	2824.6	2667.7	2421.4
35°	3896.5	3915.8	3850.6	3705.8	3396.8	3165.0	3049.1	2950.1	2940.5	2764.2	2501.1
37.5°	4137.9	4142.7	4101.7	3925.5	3582.7	3314.7	3198.8	3080.5	3061.2	2880.1	2585.6
40°	4393.8	4413.1	4372.1	4154.8	3751.6	3476.4	3348.5	3237.4	3220.5	3000.8	2665.3
42.5°	4661.8	4659.4	4659.4	4352.8	3920.6	3611.6	3510.2	3387.1	3377.4	3124.0	2752.2
45°	4826.0	4835.6	4809.1	4471.1	4169.3	3751.6	3667.1	3577.8	3560.9	3295.4	2865.6
47.5°	4867.0	4845.3	4724.6	4562.8	4449.3	3896.5	3865.1	3812.0	3773.4	3483.7	3005.7
50°	4811.5	4777.7	4707.7	4603.9	4553.2	4070.3	4065.5	4092.0	4065.5	3713.0	3167.4
52.5°	4603.9	4599.0	4587.0	4611.1	4529.0	4207.9	4292.4	4384.2	4379.3	3947.2	3336.4
55°	4166.9	4198.3	4343.1	4495.2	4437.3	4302.1	4545.9	4722.1	4702.8	4222.4	3510.2
57.5°	3720.3	3751.6	3937.5	4299.7	4347.9	4403.5	4830.8	5106.0	5074.6	4521.8	3669.6
60°	3331.6	3297.8	3483.7	4005.1	4222.4	4495.2	5113.2	5494.7	5468.1	4821.1	3833.7
62.5°	2716.0	2749.8	3046.7	3575.4	4046.2	4553.2	5345.0	5847.2	5830.3	5096.3	3966.5
65°	2148.6	2102.8	2549.4	3124.0	3742.0	4533.8	5545.4	6177.9	6165.8	5366.7	4067.9
67.5°	1460.6	1429.2	2018.3	2674.9	3329.2	4379.3	5591.3	6400.0	6404.8	5526.1	4094.5
70°	985.0	970.5	1450.9	2056.9	2757.0	4046.2	5448.8	6445.9	6462.8	5567.1	3976.2
72.5°	726.7	724.3	1062.2	1467.8	2052.1	3416.1	5060.1	6146.5	6177.9	5277.4	3628.5
75°	572.2	579.4	758.1	1042.9	1368.8	2527.7	4256.2	5270.2	5318.5	4558.0	3012.9
77.5°	468.4	468.4	531.1	748.4	915.0	1569.2	3061.2	3857.9	3954.4	3517.5	2320.0
80°	379.0	386.3	393.5	521.5	606.0	895.7	1781.7	2573.5	2643.5	2450.4	1675.4
82.5°	207.6	222.1	214.9	270.4	304.2	415.2	707.4	1040.5	1146.7	1021.2	760.5
85°	14.5	9.7	16.9	21.7	26.6	41.0	55.5	77.3	72.4	103.8	53.1
87.5°	2.4	2.4	2.4	4.8	4.8	7.2	9.7	9.7	9.7	9.7	9.7
90°	0.0	0.0	0.0	0.0	0.0	0.0	0.0	0.0	0.0	0.0	0.0



REPORT NUMBER: P867620

CATALOG NUMBER: MEM2-HTN-SA-100-730-U-T3

CANDELA DISTRIBUTION (continued):

	90°	95°	105°	115°	125°	135°	145°	155°	165°	175°	180°
0°	2090.7	2090.7	2090.7	2090.7	2090.7	2090.7	2090.7	2090.7	2090.7	2090.7	2090.7
2.5°	2100.3	2088.3	2069.0	2064.1	2056.9	2047.2	2037.6	2023.1	2018.3	2023.1	2027.9
5°	2102.8	2085.9	2054.5	2035.2	2015.8	1998.9	1979.6	1960.3	1948.2	1950.7	1960.3
7.5°	2110.0	2085.9	2037.6	2006.2	1974.8	1948.2	1916.9	1895.1	1880.7	1883.1	1890.3
10°	2119.7	2085.9	2027.9	1974.8	1931.3	1892.7	1861.3	1834.8	1820.3	1817.9	1820.3
12.5°	2122.1	2083.4	2006.2	1941.0	1887.9	1837.2	1803.4	1779.3	1764.8	1757.5	1762.4
15°	2129.3	2076.2	1984.5	1904.8	1839.6	1786.5	1745.5	1716.5	1706.8	1702.0	1699.6
17.5°	2139.0	2073.8	1965.1	1868.6	1791.3	1731.0	1694.8	1665.8	1653.7	1648.9	1653.7
20°	2153.5	2076.2	1943.4	1832.4	1747.9	1687.5	1646.5	1617.5	1607.8	1605.4	1603.0
22.5°	2172.8	2081.0	1926.5	1798.6	1699.6	1639.2	1598.2	1578.9	1571.6	1574.0	1574.0
25°	2192.1	2085.9	1902.4	1752.7	1648.9	1586.1	1557.1	1542.7	1547.5	1557.1	1557.1
27.5°	2209.0	2083.4	1868.6	1704.4	1588.5	1530.6	1508.9	1511.3	1523.4	1540.3	1542.7
30°	2230.7	2083.4	1832.4	1644.1	1520.9	1465.4	1460.6	1479.9	1499.2	1516.1	1516.1
32.5°	2264.5	2097.9	1803.4	1583.7	1450.9	1407.5	1429.2	1455.8	1477.5	1494.4	1499.2
35°	2322.4	2129.3	1784.1	1523.4	1383.3	1351.9	1393.0	1436.4	1450.9	1463.0	1465.4
37.5°	2378.0	2158.3	1759.9	1465.4	1313.3	1301.2	1356.8	1402.6	1405.1	1412.3	1412.3
40°	2431.1	2180.0	1728.6	1402.6	1245.7	1245.7	1310.9	1349.5	1344.7	1337.5	1339.9
42.5°	2489.0	2192.1	1692.3	1344.7	1190.2	1190.2	1243.3	1277.1	1274.7	1284.3	1291.6
45°	2559.0	2216.2	1644.1	1291.6	1132.3	1122.6	1166.1	1195.0	1231.2	1274.7	1286.8
47.5°	2655.6	2250.0	1605.4	1233.6	1084.0	1050.2	1067.1	1127.4	1168.5	1204.7	1209.5
50°	2757.0	2298.3	1571.6	1173.3	1026.0	965.7	980.2	1047.8	1071.9	1086.4	1093.6
52.5°	2865.6	2336.9	1542.7	1122.6	965.7	878.8	898.1	963.3	980.2	992.2	994.6
55°	2959.8	2368.3	1506.5	1074.3	900.5	796.7	820.8	883.6	900.5	915.0	915.0
57.5°	3058.8	2397.3	1482.3	1033.3	830.5	729.1	746.0	808.8	832.9	837.7	845.0
60°	3140.9	2423.8	1460.6	994.6	765.3	668.7	680.8	736.3	765.3	767.7	772.5
62.5°	3198.8	2440.7	1448.5	946.4	700.1	608.4	618.0	673.6	707.4	714.6	717.0
65°	3235.0	2450.4	1426.8	883.6	644.6	557.7	557.7	613.2	647.0	663.9	668.7
67.5°	3218.1	2433.5	1368.8	811.2	593.9	507.0	504.6	560.1	589.1	598.7	601.1
70°	3087.7	2334.5	1250.5	721.8	540.8	461.1	456.3	507.0	533.5	511.8	514.2
72.5°	2822.2	2110.0	1088.8	632.5	485.3	417.7	412.8	456.3	458.7	458.7	456.3
75°	2378.0	1723.7	869.1	538.4	427.3	371.8	374.2	408.0	410.4	422.5	415.2
77.5°	1822.7	1277.1	678.4	429.7	362.1	330.7	342.8	354.9	371.8	388.7	371.8
80°	1325.4	881.2	470.8	321.1	280.0	280.0	284.9	296.9	321.1	338.0	321.1
82.5°	567.3	388.7	217.3	159.3	137.6	135.2	137.6	137.6	169.0	173.8	152.1
85°	43.5	36.2	26.6	26.6	21.7	12.1	12.1	9.7	7.2	7.2	7.2
87.5°	9.7	7.2	7.2	7.2	4.8	4.8	4.8	4.8	4.8	4.8	4.8
90°	0.0	0.0	0.0	0.0	0.0	0.0	0.0	0.0	0.0	0.0	0.0

LM-79-2019: Approved Method: Electrical and Photometric Measurements of Solid-State Lighting Products

Report Prepared for

Cooper Lighting Solutions

Streetworks

Report Number: SP1-2407-157-4

Test Date: 08/07/2024

Luminaire Tested: MEM2-HTN-SA-40-730-U-5WQ-2

Data in this report applies to families of products including MEM2-HTN-SA-40-730-U-5WQ-2

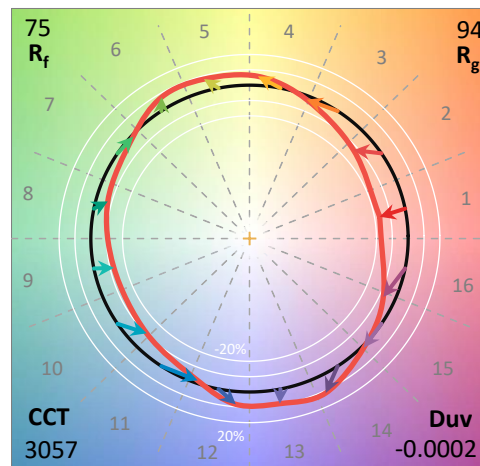
Test Information

Test Method: LM-79-2019
 Report Number: SP1-2407-157-4
 Test Lab: COOPER LIGHTING SOLUTIONS
 Photometer: SP1 - 76IN SPHERE
 Measurement Geometry: 4π
 Issue Date: 08/20/2024
 Manufacturer: COOPER LIGHTING SOLUTIONS
 Product Line: Streetworks
 Catalog Number: **MEM2-HTN-SA-40-730-U-5WQ-2**
 Description: Epic Modern Light Square 40W 5WQ Optic and Flare Trim

Spectral Parameters

CCT (K): 3057
 CIE u': 0.2487
 CIE v': 0.5199
 Duv: -0.0002
 CIE x: 0.4326
 CIE y: 0.4020
 CIE z: 0.1654
 Peak Wavelength (nm): 593
 Dominant Wavelength (nm): 582
 Purity: 50.50735
 Rf: 74.6
 Rg: 94

CRI (Ra):	71.7		
R1:	68.1	R9:	-34.8
R2:	82.0	R10:	58.5
R3:	93.5	R11:	62.5
R4:	67.5	R12:	47.5
R5:	67.2	R13:	70.7
R6:	74.9	R14:	96.4
R7:	77.4	R15:	60.0
R8:	43.1		



Test Conditions

Stabilization Time: 21M
 Operation Time: 1H 21M
 Sphere Temperature (°C): 24.2

REPORT NUMBER: SP1-2407-157-4

Measurement and Test Equipment			
Instrument	Identification Number	Calibration Date	Calibration Due Date
Photometer	IN0058	6/18/2024	12/18/2024
Power Meter	INXT2011004	2/8/2024	2/8/2025
AC Power Source	IN0063	10/24/2023	10/24/2024
DC Power Source	IN0208	10/24/2023	10/24/2024
Sphere Thermometer	IN0085	10/24/2023	10/24/2024
Room Thermometer	IN0046	10/24/2023	10/24/2024

REPORT NUMBER: SP1-2407-157-4

CIE 1931 Chromaticity Diagram



CIE 1931 Chromaticity Diagram with 2017 ANSI 7-Step and 4-Step Quadrangles



Point lies inside the ANSI 3000K 4-step quadrangle

REPORT NUMBER: SP1-2407-157-4

Photopic Flux vs. Wavelength



Photopic Lumens: NR

λ (nm)	Power W [^] /nm	Lumens (ϕ /nm)	λ (nm)	Power W [^] /nm	Lumens (ϕ /nm)	λ (nm)	Power W [^] /nm	Lumens (ϕ /nm)	λ (nm)	Power W [^] /nm	Lumens (ϕ /nm)	λ (nm)	Power W [^] /nm	Lumens (ϕ /nm)
360	0	NR	490	104	NR	620	818	NR	750	20	NR	880	1	NR
365	0	NR	495	135	NR	625	755	NR	755	17	NR	885	0	NR
370	0	NR	500	184	NR	630	691	NR	760	15	NR	890	0	NR
375	0	NR	505	247	NR	635	625	NR	765	13	NR	895	0	NR
380	0	NR	510	309	NR	640	561	NR	770	11	NR	900	0	NR
385	0	NR	515	369	NR	645	499	NR	775	9	NR	905	0	NR
390	0	NR	520	419	NR	650	441	NR	780	8	NR	910	0	NR
395	0	NR	525	460	NR	655	388	NR	785	7	NR	915	0	NR
400	1	NR	530	492	NR	660	338	NR	790	6	NR	920	0	NR
405	3	NR	535	524	NR	665	294	NR	795	5	NR	925	0	NR
410	7	NR	540	553	NR	670	253	NR	800	4	NR	930	0	NR
415	15	NR	545	588	NR	675	218	NR	805	4	NR	935	0	NR
420	31	NR	550	625	NR	680	188	NR	810	3	NR	940	0	NR
425	60	NR	555	670	NR	685	161	NR	815	3	NR	945	0	NR
430	107	NR	560	723	NR	690	139	NR	820	3	NR	950	0	NR
435	183	NR	565	780	NR	695	118	NR	825	2	NR	955	0	NR
440	289	NR	570	837	NR	700	100	NR	830	2	NR	960	0	NR
445	460	NR	575	894	NR	705	85	NR	835	2	NR	965	0	NR
450	646	NR	580	942	NR	710	73	NR	840	1	NR	970	0	NR
455	561	NR	585	976	NR	715	62	NR	845	1	NR	975	0	NR
460	331	NR	590	998	NR	720	53	NR	850	1	NR	980	0	NR
465	238	NR	595	1000	NR	725	45	NR	855	1	NR	985	0	NR
470	178	NR	600	990	NR	730	39	NR	860	1	NR	990	0	NR
475	120	NR	605	962	NR	735	33	NR	865	1	NR	995	0	NR
480	96	NR	610	925	NR	740	28	NR	870	1	NR	1000	0	NR
485	95	NR	615	873	NR	745	24	NR	875	1	NR			

REPORT NUMBER: SP1-2407-157-4

Scotopic Flux vs. Wavelength



Scotopic Lumens: NR

S/P: 1.23

λ (nm)	Power W [^] /nm	Lumens (φ/nm)	λ (nm)	Power W [^] /nm	Lumens (φ/nm)	λ (nm)	Power W [^] /nm	Lumens (φ/nm)	λ (nm)	Power W [^] /nm	Lumens (φ/nm)	λ (nm)	Power W [^] /nm	Lumens (φ/nm)
360	0	NR	490	104	NR	620	818	NR	750	20	NR	880	1	NR
365	0	NR	495	135	NR	625	755	NR	755	17	NR	885	0	NR
370	0	NR	500	184	NR	630	691	NR	760	15	NR	890	0	NR
375	0	NR	505	247	NR	635	625	NR	765	13	NR	895	0	NR
380	0	NR	510	309	NR	640	561	NR	770	11	NR	900	0	NR
385	0	NR	515	369	NR	645	499	NR	775	9	NR	905	0	NR
390	0	NR	520	419	NR	650	441	NR	780	8	NR	910	0	NR
395	0	NR	525	460	NR	655	388	NR	785	7	NR	915	0	NR
400	1	NR	530	492	NR	660	338	NR	790	6	NR	920	0	NR
405	3	NR	535	524	NR	665	294	NR	795	5	NR	925	0	NR
410	7	NR	540	553	NR	670	253	NR	800	4	NR	930	0	NR
415	15	NR	545	588	NR	675	218	NR	805	4	NR	935	0	NR
420	31	NR	550	625	NR	680	188	NR	810	3	NR	940	0	NR
425	60	NR	555	670	NR	685	161	NR	815	3	NR	945	0	NR
430	107	NR	560	723	NR	690	139	NR	820	3	NR	950	0	NR
435	183	NR	565	780	NR	695	118	NR	825	2	NR	955	0	NR
440	289	NR	570	837	NR	700	100	NR	830	2	NR	960	0	NR
445	460	NR	575	894	NR	705	85	NR	835	2	NR	965	0	NR
450	646	NR	580	942	NR	710	73	NR	840	1	NR	970	0	NR
455	561	NR	585	976	NR	715	62	NR	845	1	NR	975	0	NR
460	331	NR	590	998	NR	720	53	NR	850	1	NR	980	0	NR
465	238	NR	595	1000	NR	725	45	NR	855	1	NR	985	0	NR
470	178	NR	600	990	NR	730	39	NR	860	1	NR	990	0	NR
475	120	NR	605	962	NR	735	33	NR	865	1	NR	995	0	NR
480	96	NR	610	925	NR	740	28	NR	870	1	NR	1000	0	NR
485	95	NR	615	873	NR	745	24	NR	875	1	NR			

REPORT NUMBER: SP1-2407-157-4

Melanopic Flux vs. Wavelength



Melanopic Lumens: NR

M/P: 2.27

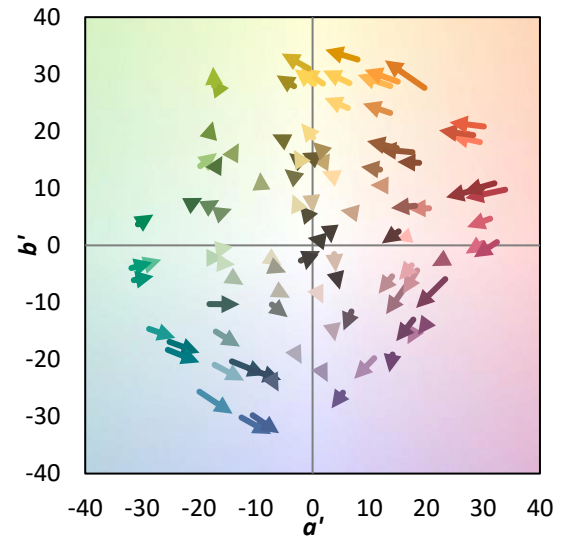
λ (nm)	Power W [^] /nm	Lumens (φ/nm)	λ (nm)	Power W [^] /nm	Lumens (φ/nm)	λ (nm)	Power W [^] /nm	Lumens (φ/nm)	λ (nm)	Power W [^] /nm	Lumens (φ/nm)	λ (nm)	Power W [^] /nm	Lumens (φ/nm)
360	0	NR	490	104	NR	620	818	NR	750	20	NR	880	1	NR
365	0	NR	495	135	NR	625	755	NR	755	17	NR	885	0	NR
370	0	NR	500	184	NR	630	691	NR	760	15	NR	890	0	NR
375	0	NR	505	247	NR	635	625	NR	765	13	NR	895	0	NR
380	0	NR	510	309	NR	640	561	NR	770	11	NR	900	0	NR
385	0	NR	515	369	NR	645	499	NR	775	9	NR	905	0	NR
390	0	NR	520	419	NR	650	441	NR	780	8	NR	910	0	NR
395	0	NR	525	460	NR	655	388	NR	785	7	NR	915	0	NR
400	1	NR	530	492	NR	660	338	NR	790	6	NR	920	0	NR
405	3	NR	535	524	NR	665	294	NR	795	5	NR	925	0	NR
410	7	NR	540	553	NR	670	253	NR	800	4	NR	930	0	NR
415	15	NR	545	588	NR	675	218	NR	805	4	NR	935	0	NR
420	31	NR	550	625	NR	680	188	NR	810	3	NR	940	0	NR
425	60	NR	555	670	NR	685	161	NR	815	3	NR	945	0	NR
430	107	NR	560	723	NR	690	139	NR	820	3	NR	950	0	NR
435	183	NR	565	780	NR	695	118	NR	825	2	NR	955	0	NR
440	289	NR	570	837	NR	700	100	NR	830	2	NR	960	0	NR
445	460	NR	575	894	NR	705	85	NR	835	2	NR	965	0	NR
450	646	NR	580	942	NR	710	73	NR	840	1	NR	970	0	NR
455	561	NR	585	976	NR	715	62	NR	845	1	NR	975	0	NR
460	331	NR	590	998	NR	720	53	NR	850	1	NR	980	0	NR
465	238	NR	595	1000	NR	725	45	NR	855	1	NR	985	0	NR
470	178	NR	600	990	NR	730	39	NR	860	1	NR	990	0	NR
475	120	NR	605	962	NR	735	33	NR	865	1	NR	995	0	NR
480	96	NR	610	925	NR	740	28	NR	870	1	NR	1000	0	NR
485	95	NR	615	873	NR	745	24	NR	875	1	NR			

Summary

$R_f = 74.6$
 $R_g = 94$
 $CIE R_a = 71.7$
 $R_9 = -34.8$



Color Vector Graphics



Individual Sample Fidelity Index ($R_{f,i}$)

CES01 = 86	CES26 = 65	CES51 = 87	CES76 = 58
CES02 = 62	CES27 = 89	CES52 = 85	CES77 = 76
CES03 = 31	CES28 = 84	CES53 = 77	CES78 = 61
CES04 = 71	CES29 = 68	CES54 = 85	CES79 = 86
CES05 = 49	CES30 = 83	CES55 = 84	CES80 = 83
CES06 = 51	CES31 = 71	CES56 = 74	CES81 = 73
CES07 = 41	CES32 = 64	CES57 = 74	CES82 = 93
CES08 = 40	CES33 = 78	CES58 = 75	CES83 = 91
CES09 = 29	CES34 = 75	CES59 = 85	CES84 = 88
CES10 = 76	CES35 = 87	CES60 = 90	CES85 = 75
CES11 = 59	CES36 = 92	CES61 = 81	CES86 = 64
CES12 = 65	CES37 = 84	CES62 = 89	CES87 = 77
CES13 = 43	CES38 = 92	CES63 = 75	CES88 = 80
CES14 = 74	CES39 = 96	CES64 = 65	CES89 = 67
CES15 = 71	CES40 = 92	CES65 = 64	CES90 = 80
CES16 = 47	CES41 = 93	CES66 = 60	CES91 = 78
CES17 = 50	CES42 = 86	CES67 = 58	CES92 = 56
CES18 = 56	CES43 = 77	CES68 = 66	CES93 = 73
CES19 = 73	CES44 = 99	CES69 = 75	CES94 = 49
CES20 = 66	CES45 = 85	CES70 = 60	CES95 = 66
CES21 = 87	CES46 = 81	CES71 = 56	CES96 = 76
CES22 = 79	CES47 = 86	CES72 = 85	CES97 = 82
CES23 = 92	CES48 = 75	CES73 = 52	CES98 = 76
CES24 = 91	CES49 = 79	CES74 = 95	CES99 = 64
CES25 = 73	CES50 = 86	CES75 = 60	



Color Rendition by Hue-Angle Bin



Measure Comparisons



(END OF REPORT)